

Cervical Spine Special Tests

www.fisiokinesiterapia.biz

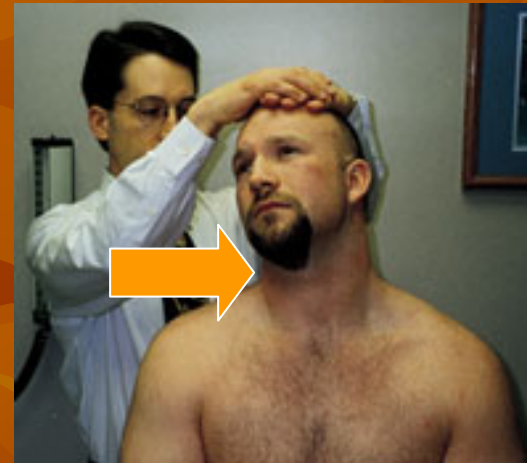
Vertebral Artery Test

- Positive
 - Blurred vision, dizziness, nystagmus, slurred speech, LOC
- Indications
 - Partial or complete blockage of vertebral artery



Spurling Test (Foraminal Compression Test)

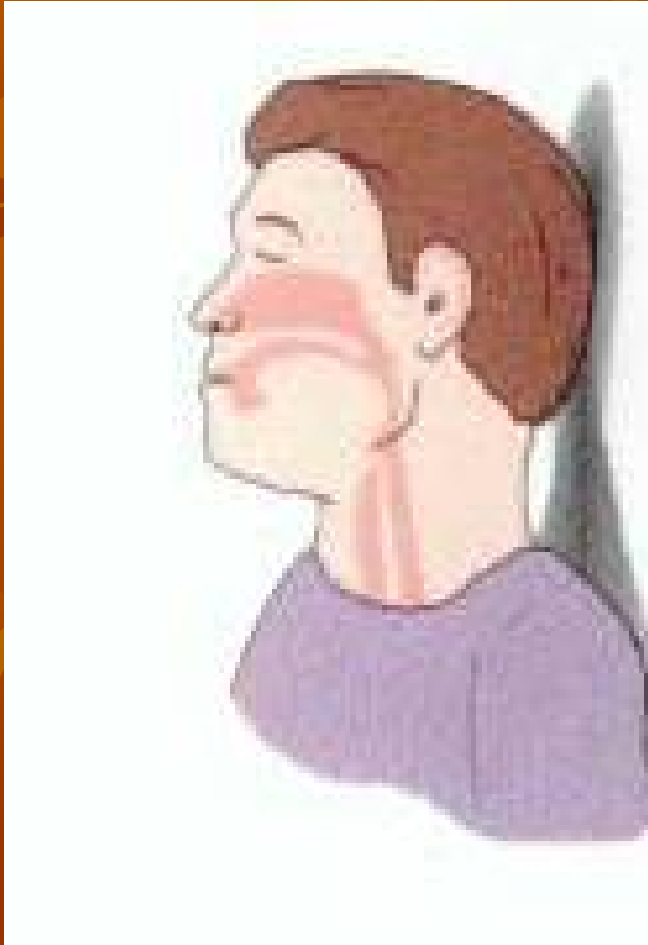
- Positive
 - Pain in UE toward side laterally flexed
- Indications
 - Pressure on nerve root
- Considerations
 - + vertebral artery test
 - Osteoarthritis, osteoporosis, spinal stenosis or cervical spine instability



Foraminal Distraction Test

- Positive
 - Existing complaints disappear or decrease
- Indications
 - Nerve root impingement during normal posture
 - Increase in pain may indicate muscle or ligament injury

Valsalva Maneuver



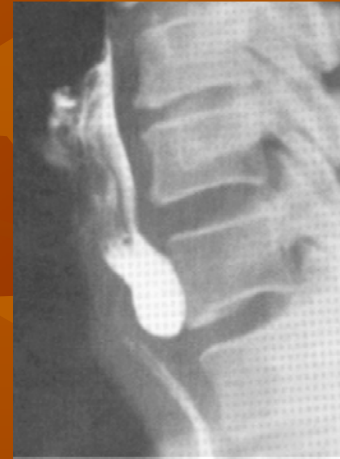
- Positive
 - Increase pain
- Indications
 - Disk lesion, tumor, osteophyte in cervical canal
- Considerations
 - Dizziness or LOC

Valasalva Maneuver Effects During Strenuous Lifting (FYI)



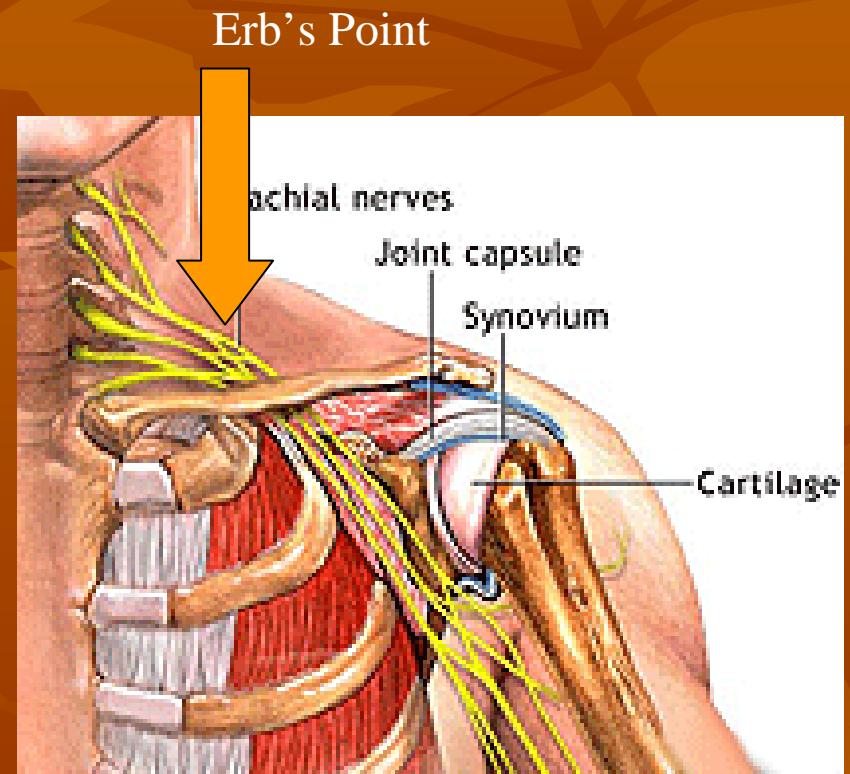
Swallowing Test

- Positive
 - Dysphagia
- Indications
 - Cervical spine obstructions due to
 - Subluxations
 - Osteophyte protrusions
 - Soft tissue swelling
 - Tumors to anterior spine
 - Zenker's Diverticulum
 - Herniation to esophagus mucous membrane



Tinel's Sign

- Positive
 - Neurological symptoms in ipsilateral UE
- Indications
 - Brachial plexus pathology



Brachial Plexus Stretch Test



- Positive
 - Radiating pain on side tilting **away** from = **brachial plexus**
 - Radiating pain on side tilting **towards** = **nerve root impingement**
- Considerations
 - fracture

Adson's Test

- Positive
 - Diminished radial pulse
- Indications
 - Thoracic Outlet Syndrome



Allen's Test

- Positive
 - Reduced or altered radial pulse
- Indications
 - Thoracic Outlet Syndrome



Roos Test

- Positive
 - Inability to maintain test position
 - Diminished hand function
 - Loss of sensation in UE
- Indications
 - Thoracic Outlet Syndrome

